




SEAMLESS UV PROTECTION

For a carefree set up of a UV system, the easiest way is to use a **360° disinfection device, with glass fall protection**, separated power supply and an adjustable mounting kit. That's UV FCU-CL.


The most convenient method for applying UV-C light inside the AHU is by **using this mounting kit and the clips provided** with the system. This allows you to easily install the lamp onto the mounting kit and then connect it to the ballast via the quadri-pin plug.

Another perfect spot to apply UV-FCU-CL is the space between fan and **heat/cooling battery in FAN COIL UNITS**. The installation is easy, you can also apply it on fan already installed and working (retrofit on existing systems).



KEY PRODUCT FEATURES

- **Simple, basic, low-cost** system for AHUs, applicable also inside compact FAN COIL units.
- **Increased Disinfection Performance**, with High-Output UV-C lamps (253,7 nm).
- **360° irradiation**, easy clips to install the lamps included.
- **Protected**, with UVLON™ always included to avoid glass falling and protect against temperature fluctuations.
- **Connect to the power supply**, 3 different ballast choices to adapt to your installation and monitoring needs.
- **Choose your installation layout**, mounting kits available, to adapt to all sizes and different kind of surface/coil treatment.



HEALTHCARE



HVAC



PROCESS
INDUSTRY



HOSPITALITY



SHARED
SPACES



PUBLIC
VENUES



WELLNESS
CENTERS



TRANSPORT

TECHNICAL TABLE

	UV-FCU-CL						
	UVFCUCL 16P	UVFCUCL 25P	UVFCUCL 40HP	UVFCUCL 60HP	UVFCUCL 90HP	UVFCUCL 120HP	UVFCUCL 150HP
LAMP LIFE (hours)*	≤ 18.000						
REPLACEMENT LAMP	GH3-16W-P-FC	GH5-25W-P-FC	GH4-40WH-P-FC	GH6-60WH-P-FC	GH9-90WH-P-FC	GH11-120WH-P-FC	GH15-155WH-P-FC
LAMP POWER (W)	16	25	40	60	90	120	150
LAMP LENGTH "A"	318 mm 13 in	546 mm 21 in	452 mm 18 in	600 mm 24 in	910 mm 36 in	1191 mm 47 in	1554 mm 61 in
INTERAXIS BETWEEN CLIPS	293 mm 12 in	521 mm 21 in	426 mm 17 in	574 mm 23 in	884 mm 35 in	1165 mm 46 in	1528 mm 60 in
WEIGHT	0,20 Kg 0,4 lb	0,30 Kg 0,7 lb	0,70 kg 1,5 lb	0,30 Kg 0,7 lb	0,70 kg 1,5 lb	0,80 kg 1,8 lb	0,90 kg 2 lb
PROTECTION RATING	IP 44						
POWER SUPPLY	4 Options available, including Control Board for the management of multiple lamps, with power supply, access security, hour counter, UV lamp fault control and LED synoptic						
ELECTRICAL CONNECTION	Lamp-side cable (4x1mm ²) lenght 1m, with quadripin.						

* continuous operation

TROUBLE-FREE INTEGRATION AND INSTALLATION



- We provide the optimal point of integration for every product without requiring changes to your system.
- Mounting and powering the device can be done without complex requirements.
- Ongoing maintenance only takes a few minutes to replace lamps when necessary.

SOFTWARE ENGINEERED DISINFECTION

From our in-depth know-how on the subject and with our proprietary dosage calculation software we can simulate device performance and validate effectiveness in every application.

Calculation Software



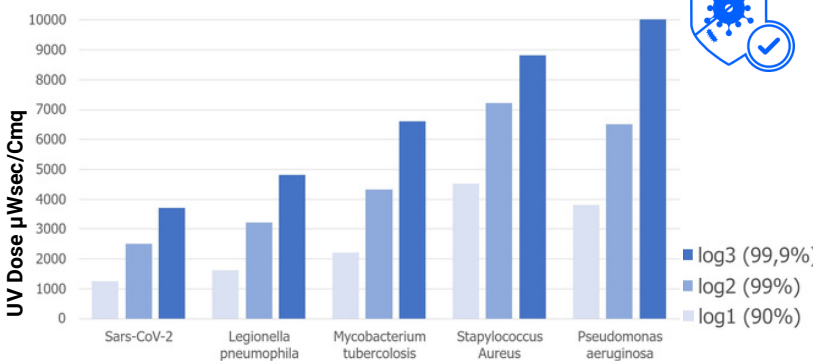
TECHNICAL DRAWINGS

Every Light Progress Product is available in detailed DWG and STEP files for your design-in and specification clarity.

VIEW or DOWNLOAD now



MICROBIAL TESTS AND EFFICACY



Up-to log3 microbial reduction on Airflow, Coils and HVAC surfaces, 24 hours a day.

Light Progress customers rely on our extensive history of third party testing and proven efficacy to meet any level of disinfection validated against literally any virus or microorganism.

We understand your need to meet Regulatory Requirements and Industrial Standards as we help you achieve microbial load reduction using our UV systems.

Light Progress Group SRL
Anghiari (AR) ITALIA
P: (+39) 0575 749255
E: info@lightprogress.it
W: www.lightprogress.it

Light Progress GmbH
Aschaffenburg DEUTSCHLAND
P: (+49) 6021-8663700
E: info@lightprogress.it
W: www.lightprogress.de

Light Progress LLC
Austin, TX USA
P: (+1) 833-882-4255
E: americas@lightprogress.it
W: www.lightprogress.us

OFFICIALLY DISTRIBUTED BY: