

ALWAYS EVOLVING
ALWAYS PUSHING
ALWAYS DELIVERING



OXYGENIE™

BAKER

RUSKINN

www.bakerco.com

OXYGENIE™ PROVIDES COMPACT, PORTABLE AND CONTINUOUS PHYSOXIC ENVIRONMENT FOR CELLS

Physiological

OxyGenie™ provides for a continuous, physoxic environment for your cells. It is a unique, miniaturized incubation platform designed to deliver the physiological O₂ and CO₂ conditions your cells require to thrive.

Precise

A temperature-controlled instrument that facilitates efficient gas delivery in order to deliver the specific concentration of O₂ and CO₂ your research and cells require. May also be utilized in conjunction with short term studies requiring other gas-controlled culture conditions.

Portable

Transport OxyGenie™ from lab to lab, floor to floor, and building to building under physoxia! OxyGenie™ provides non-disruptive culture conditions for up to 2 hours without ever having to connect the device to a power source.

Ideal for conducting high resolution microscopy or irradiation studies under continuous physoxia, further expanding the time in which your cells are exposed to in vivo-like cell growth conditions.



OXYGENIE™

YOUR ENTRY INTO PHYSOXIA

OxyGenie™ is a key tool for use in proof-of-concept or start-up validation for physiological cell culture.

OxyGenie™ connects directly to a gas cylinder for continuous physoxia; or, it may be utilized as a portable tool when utilizing miniature gas cylinders supplied with each device.

6 culture wells facilitate complete enclosed physiological growth conditions, seated on microscope glass, allowing for adaptation to any experimental procedure.

EXTERNAL DIMENSIONS	mm	IN
WIDTH	387 (+ HANDLES 24/82mm)	15.4 (+ HANDLES 0.8IN)
DEPTH	300	11.8
HEIGHT	157 (+ LEGS 8mm)	6.7

GAS CONTAINER	8 HOURS EACH
BATTERY LIFE	2 HOURS

TEMPERATURE

(including level of stability / uniformity)

- Temperature control up to 60°C
- T - range: from ambient to 60°C
- T - accuracy on specimen: $\pm 0.3^{\circ}\text{C}$
- External T - sensor (included)
- On-board data logging and download routines to USB
- On-board logging of calibration and alarm events
- Alarm buzzer and external alarm connector

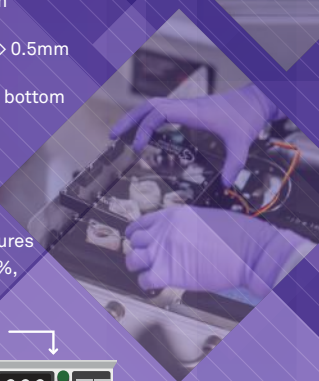
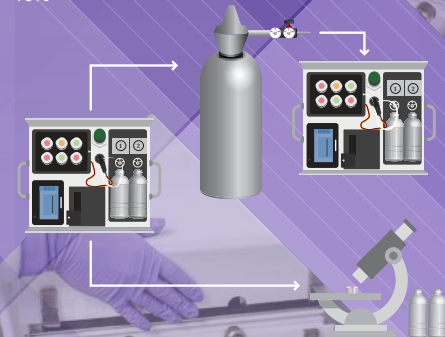
LCD TOUCH SCREEN CONTROL

- Touch screen adjustable temperature parameters and temperature data logging
- External temperature sensor (included) and self calibration routines allows easy calibration of the heating devices for the highest accuracy on sample temperature
- The controller is equipped with password protected routines to re-calibrate the sensors against certified thermometers

IMAGING CAPABILITIES

- Silicone culture wells seated on microscope slides of different thicknesses: 170um, 500um and 1mm
- Borosilicate coverslip mount on request (#5 -> 0.5mm thick or #1.5 -> 0.17mm thick)
- Focal plane 1.8mm (with 1mm glass) from the bottom of the heater plate (heater attached)
- Weight: 8kg

Recommended gas composition of used mixtures with Nitrogen (N_2) as carrier gas – O_2 : 0% - 21%, CO_2 : 0% - 10%



KEY FEATURES

Plug & play in just a few steps

Benchtop working with easy storage

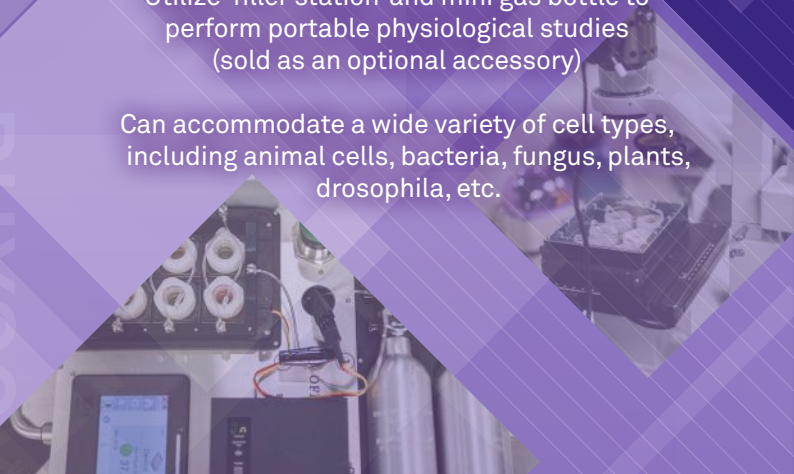
Easy access for researchers looking to carry out short term physiological experiments

Useful for shared equipment such as confocal microscopes, electron microscopy sample preparation

Irradiation compatible (needs to be uncoupled from OxyGenie™ before treatment)

Utilize 'filler station' and mini gas bottle to perform portable physiological studies (sold as an optional accessory)

Can accommodate a wide variety of cell types, including animal cells, bacteria, fungus, plants, drosophila, etc.



CONSUMABLES & ACCESSORIES

Consumables:

Silicone cell culture well

Microscope glass

Accessories:

Minature gas cylinder filling station,
required for portable studies

Culture chamber lid

Culture chamber sealing ring

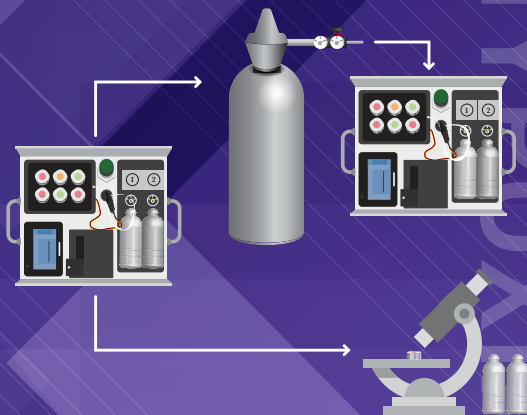
Culture chamber cover

Culture chamber cover lock



BETTER MIMIC CELL PHYSIOLOGY

OxyGenie™ is a key tool for use in proof-of-concept or start-up validation for physiological cell culture within your lab, with minimal risk.



*Patent Pending

BAKER RUSKINN

www.bakerco.com

