




HR PHARMACY REFRIGERATOR GLASS DOOR

NULINE
REFRIGERATION

FEATURES

- Fan Forced System
- Door Lock
- Interior Lighting
- Data Logger Included
- Digital Display with Built-in Alarms
- Hi/Lo Readout
- Remote Alarm Contacts



	2°C to 8°C
	135 L 350 L 570 L
	595w x 650d x 830h 595w x 650d x 1850h 775w x 750d x 1850h



HR PHARMACY REFRIGERATOR GLASS DOOR

Model	HR200G	HR400G	HR600G
Gross Capacity	135 L	350 L	570 L
External Dimensions in mm (w/d/h including castors or legs)	595 x 650 x 830	595 x 650 x 1850	775 x 750 x 1850
Internal Dimensions in mm (w/d/h)	455 x 445 x 665	455 x 445 x 1685	635 x 545 x 1685
Packed Dimensions in mm (w/d/h including pallet)	640 x 670 x 1005	640 x 670 x 2010	830 x 790 x 2010
Gross Weight (packed weight) – kg	48	85	102
Net Weight – kg	45	77	95
Energy Consumption	237 kWh/y	330 kWh/y	491 kWh/y
Voltage	240V	240V	240V
Temperature Range	2°C to 8°C	2°C to 8°C	2°C to 8°C
Ambient Temperature Range	10°C to 32°C	10°C to 32°C	10°C to 32°C
Refrigerant	R600a	R600a	R290
Cooling System / Defrost	Fan Forced / Automatic	Fan Forced / Automatic	Fan Forced / Automatic
Exterior Cabinet Finish	Enamelled Steel	Enamelled Steel	Enamelled Steel
Inner Liner Material	ABS	ABS	ABS
Door	Glass	Glass	Glass
Door Hinge	RH	RH	RH
Door Handle	Pull Handle	Pull Handle	Pull Handle
Type of Controller	Digital	Digital	Digital
Temperature Display	External	External	External
Data Logger	Included	Included	Included
Door Ajar Alarms	Optional	Optional	Optional
High and Low Readout	Visual / Audible	Visual / Audible	Visual / Audible
Remote Alarm Contacts (BMS Connectivity for Alarms only) (BMS Connectivity for Temperatures)	Yes Optional	Yes Optional	Yes Optional
Port Entry	Optional	Optional	Optional
Battery Back-Up for Controller	Optional	Optional	Optional
Power Requirement	10amp GPO	10amp GPO	10amp GPO
Watts	81W	178W	160W
Castors	Levelling Legs	Levelling Legs	Levelling Legs
Adjustable Shelves	4	7	7
Usable Shelf Area in mm (w/d)	3 x 455 x 405 1 x 438 x 202	9 x 455 x 405 1 x 438 x 202	9 x 635 x 505 1 x 618 x 302
Light	LED	LED	LED

Nuline Refrigeration reserves the right to alter the specifications without prior notice.

laftech
 Controlled Environment Solutions

Call: 1300 306 002 www.laftech.com.au